


With the specially designed pinhole cameras, I studied the possibilities of multiple exposure and multiple perspective and started two series of my pinhole photography project *Seeing is Existing: something awesome between time*, and *something awesome between space*. Both series were inspired by my alienated experience of time and space in Vermont – sense of time changed due to high concentration on one’s work; looking for patterns in places so as to familiarize myself with the new environment.

Seeing is Existing – something awesome between time investigates the notion of time in everyday life, for example, how we place time in one’s house, workplace, public area, etc. Pinhole pictures were taken with long exposure time so that the time would be blurred by continuous movement of clock hands.



▲ *Seeing is Existing – something awesome between time*



► *A study of time: research photos of Seeing is Existing – something awesome between time*



◀▲ Photo shooting with pinhole camera; techniques of light painting had been used so as to highlight certain part of objects being photographed.

Seeing is Existing – something awesome between space is a study of patterns that occurs both in nature and human-made space, for example, woods, buildings, etc. By using numbers of pinhole for each photo, images were overlapped due to multiple exposures.



▲ *Seeing is Existing – something awesome between space*


I also hosted a workshop with a small group of resident artists and demonstrated the construction of a pinhole camera.




▲ Artists and their pinhole camera made in my workshop

At the summative open studio, I presented a mini-installation plus work-in-progress of the two newly developed projects.

Inspired by one of the visiting artists Carole Robb, I explored the possibilities of showing my pinhole photographic work in various sizes and on different media. I created a paper-made tunnel in which viewers could peep my previous work taken on public transport in Hong Kong shown on a 1.5" LCD screen. Details of photos in such small size could only be seen when viewers were absorbed in the dark tunnel.



▲ ▼ *Seeing is Existing, single-channel installation, 1.5" LCD, paper*



► *work in progress presented*



◀▼ *Materials, tools and equipment needed for making a pinhole camera and taking pinhole photos, as shown in open studio.*

